



**Republika e Kosovës**  
**Republika Kosova / Republic of Kosovo**  
*Qeveria / Vlada / Government*

**Ministria e Punëve të Brendshme / Ministarstvo Unutrasnjih Poslova / Ministry of Internal Affairs**

---

*Departamenti Për Shtetësi, Azil dhe Migracion / Departman za Državljanstvo Azil i Migracije / Department of Citizenship, Asylum and Migration*

**STATISTICAL REPORT Q3 2024**

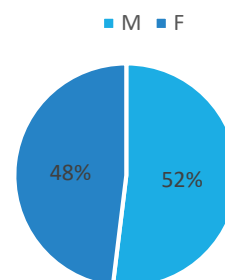
**DCAM/MIA**

## CITIZENSHIP

During the period July-September 2024, in the Department of Citizenship, 268 decisions on Relinquishment from citizenship were rendered: 258 positive d., 10 negative d. and 274 requests.

*Tab.1. Relinquishment from citizenship from R.Of Kosovo, Graf.1. Positive decisions as per gender*

COUNTRY	No. of Requests	Positive Decisions	Negative Decisions	Total Decisions
Total	274	258	10	268
AUSTRIA	174	156	4	160
SLOVENIA	36	34	0	34
GERMANY	30	37	4	41
MONTENEGRO	10	8	1	9
KROACI	8	6	0	6
OTHER	16	17	1	18

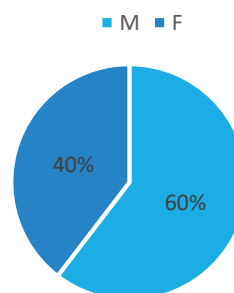


During the period July-September 2024, in the Department of Citizenship are rendered 907 decisions on gaining the citizenship: 437 Positive d., 470 Negative d. and 449 requests.

*Tab.2. Gaining the citizenship of R. of Kosovo,*

CITIZENSHIP	No. of Requests	Positive Decisions	Negative Decisions	Total Decisions
Total	449	437	470	907
GERMAN	194	250	14	264
TURKIAN	60	7	211	218
SRBIAN	26	49	73	122
KOSOVARIAN	25	20	23	43
SWEDISH	20	7	5	12
OTHER	124	104	144	248

*Graf.2. Positive decisions as per gender,*



## **APPLICANTS FOR INTERNATIONAL PROTECTION**

During the period July-September 2024, 42 applicants for international protection were evidenced, out of which 24 (57%) are Men and 18 (43%) are Women.

*Tab.3 Applicants for international protection by age group/gender/country of origin,*

Country /Age group	Total	M	F	0-5	0-13	14-17	18-34	35-64	65+
Total	42	24	18	1	5	1	17	17	1
Siri	10	8	2	1	1	0	5	3	0
Jordan	8	5	3	0	1	1	3	3	0
Ukraine	7	1	6	0	0	0	0	6	1
Yemen	5	1	4	0	1	1	1	2	0
Palestine	3	3	0	0	1	0	2	0	0
Egypt	2	2	0	0	0	0	2	0	0
Sudan	1	1	0	0	1	0	0	0	0
Turkey	1	1	0	0	0	0	1	0	0
Ghana	1	0	1	0	0	0	1	0	0
Iran	2	0	2	0	0	0	1	1	0
Afghanistan	1	1	0	0	0	0	0	1	0
Kongo	1	1	0	0	0	0	1	0	0

*Tab 4. Number of decisions according to the decision status,*

ACCORDING TO THE DECISION STATUS	NO. OF DECISIONS
Decisions on termination of procedure	31
Decisions on voluntarily relinquishment	13
Decisions on denial of the request	9
Dec. on subsidiary protection	7

*Tab 5. Number of Temporary protection*

TEMPORARY PROTECTION	NO. OF DECISIONS
Decide. on continuation of temporary protection	5

## **TEMPORARY RECEPTION CENTRE FOR MIGRANTS**

During the period July-September 2024, a total of 238 migrants were accommodated in the Temporary Reception Centre for Migrants, which 232 (97%) of them are men and 6 (3%) are women.

*Tab.6. Migrants by age group, gender, country of origin,*

Country /Age group	M	F	14-17	18-34	35-64	Total
Total	232	6	7	199	32	238
Morocco	109	6	3	103	9	115
Egypt	59	0	1	45	13	59
Syria	32	0	2	24	6	32
Palestine	6	0	1	3	2	6
Yemen	6	0	0	6	0	6
Algeria	5	0	0	5	0	5
Iraq	4	0	0	3	1	4
Jordan	2	0	0	2	0	2
Afghanistan	2	0	0	2	0	2
Tunis	2	0	0	2	0	2
Somalia	2	0	0	2	0	2
Lybia	1	0	0	1	0	1
Iran	1	0	0	1	0	1
Russia	1	0	0	0	1	1

From the description of the data in the table, we see that the largest number of migrants is from Morocco (48%) followed from Egypt (25%) Syria (13%) Palestine (3%) Yemen (3%) and other countries with (8%).

## **DETENTION CENTER FOR FOREIGNERS**

During the period July-September 2024 in the Detention Center for Foreigners, were detained 3 foreigners, within 2 Columbia and 1 Russia.

With the annulment of the decision to ban bringing by the DMH, 5 foreigners have left

The number of people accommodated during this period in this center was 3 foreigners.


*Tab.7. Number of persons detained in DCF, by country, gender and age group,*

COUNTRY	Total	M	F	0-5	6-13	18-34	35-64	+65
Total	3	1	2	1	0	1	0	1
Columbia	2	0	2	1	0	1	0	0
Russia	1	1	0	0	0	0	0	1

## FOREIGNERS

Decisions for temporary residence permits 1,639:

Graph.3. Temporary residence permits by gender,      Graph.4. Temporary residence permits according to P1 and P11<sup>1</sup>,



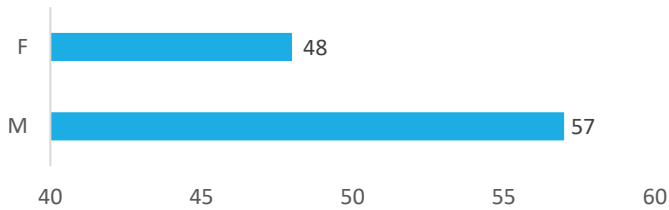
Tab.8. Obtaining temporary residence permits,

CITIZENSHIP	Total	Family reunification	Work	Study	Other	Humanitarian	Release from citizenship	Autonomous stance	Extraordinary circumstances
Total	1,639	632	912	66	3	19	3	3	1
Turkish	528	160	351	15	1	1	0	0	0
Serbian	357	174	135	44	1	0	0	2	1
Macedonian	157	105	48	4	0	0	0	0	0
Albanian	156	70	86	0	0	0	0	0	0
American	59	18	40	0	1	0	0	0	0
Filipino	33	1	32	0	0	0	0	0	0
Bangladesh	30	1	29	0	0	0	0	0	0
Germanian	28	14	13	0	0	0	1	0	0
Switzerland	27	22	5	0	0	0	0	0	0
Ukrainian	19	1	2	0	0	16	0	0	0
Montenegrin	16	9	5	1	0	0	0	1	0
Thailand	15	0	15	0	0	0	0	0	0
British	12	3	9	0	0	0	0	0	0
India	12	0	12	0	0	0	0	0	0
Italian	11	1	10	0	0	0	0	0	0
Jordanian	12	2	9	0	0	1	0	0	0
Nepal	11	0	11	0	0	0	0	0	0
Brazil	8	2	6	0	0	0	0	0	0
Australian	7	2	5	0	0	0	0	0	0
Egypt	7	3	4	0	0	0	0	0	0
Chinese	7	0	7	0	0	0	0	0	0
Nigerian	7	0	7	0	0	0	0	0	0
Other	120	44	71	2	0	1	2	0	0

<sup>1</sup> P1-Temporary residence permits for the first time and P11-Ongoing temporary residence permits

Decisions for permanent residence permits 105:

Graph.5. Permanent residence permits by gender,



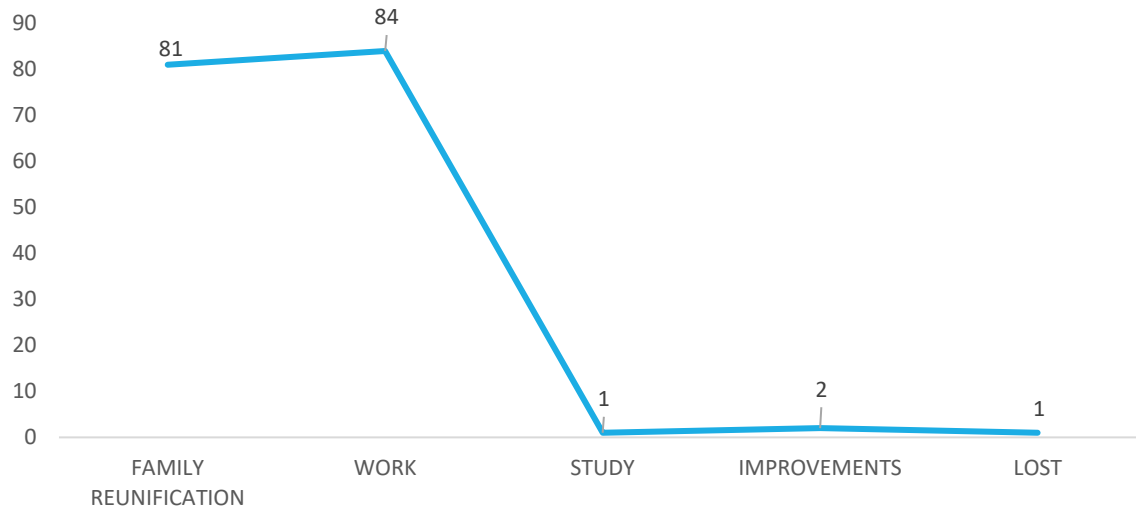
Tab.9. Obtaining permanent residence permits,

CITIZENSHIP	Total	Family reunification	Work	Others	Release from citizenship	Extraordinary circumstances
Total	105	20	28	2	26	29
Serbe	41	2	9	1	0	29
Germanian	20	1	0	0	19	0
Turkish	10	5	5	0	0	0
Syrian	8	8	0	0	0	0
Macedonian	5	0	5	0	0	0
Bosnian	3	0	3	0	0	0
Albanian	3	2	1	0	0	0
Montenegrin	3	0	3	0	0	0
Swiss	2	1	0	1	0	0
American	1	0	1	0	0	0
Jordanian	1	0	1	0	0	0
Ukrainian	1	1	0	0	0	0
Austrian	4	0	0	0	4	0
British	1	0	0	0	1	0
Dutch	1	0	0	0	1	0
Kosovos	1	0	0	0	1	0

During this period, 644 of them were rejected:

- 643 temporary residence permits - for the first time 632 and ongoing 11;
- 1 permanent residence permits - for the first time 1 and ongoing 0;

Graph.6. The number of decisions on temporary residence permits according to the Agreement,



During the period July-September 2024, as far as visas are concerned, we had:

- Request for visa verification - 756;
- Request for visa extension - 0;
- Positive decisions for extension - 0;
- Negative decisions for extension - 0.



## **RE-ADMISSION AND RETURN**

During the period July-September 2024, 217 persons readmitted from different countries were returned in the border points – forced - 197 (91%), Volunteers 11 (5%) and Volunteers assisted by IOM 9 (4%).

*Tab.10. Forced readmission,*

COUNTRY	Total	F	M	0-5	6-13	14-17	18-34	35-64	+65
Total	197	53	144	29	35	11	54	67	1
Germany	161	48	113	26	35	11	39	49	1
France	22	2	20	2	0	0	11	9	0
Sweden	5	1	4	0	0	0	0	5	0
Switzerland	3	2	1	1	0	0	2	0	0
Belgium	3	0	3	0	0	0	2	1	0
Norway	2	0	2	0	0	0	0	2	0
Luxembourg	1	0	1	0	0	0	0	1	0

*Tab.11. Voluntary readmission,*

COUNTRY	Total	F	M	0-5	6-13	14-17	18-34	35-64
Total	11	5	6	0	2	1	4	4
Germany	7	3	4	0	0	0	4	3
France	4	2	2	0	2	1	0	1

*Tab.12. Voluntary assisted readmission from IOM,*

COUNTRY	Total	F	M	0-5	6-13	14-17	18-34	35-64
Total	9	2	7	2	0	2	1	4
Belgium	3	1	2	2	0	0	1	0
Finland	3	1	2	0	0	2	0	1
Austria	3	0	3	0	0	0	0	3

*Tab.13. The number of persons returned to their country of origin,*

COUNTRY	Volunteers	Volunteers IOM	Total
Total	1	9	10
Columbus	0	6	6
Jordan	0	2	2
Guinea	0	1	1
Venezuela	1	0	1